


# PUTTING KNOWLEDGE TO WORK

## The State of the Nonprofit Sector

Data from Nonprofit Search  
January 2020

We are Central Florida's **launchpad for high-impact philanthropy**, fueling ideas, investment, innovation and collaboration that powers **relevant, sustainable** social change.



100  
WOMEN STRONG

*Rally.*

BETTER  
**TOGETHER**  
FUND

**HOMELESS**  
IMPACT FUND

CENTRAL FLORIDA  
FOUNDATION

# Because we exist

Our community  
leans in to and  
leads the solution  
for the most  
critical challenges  
of today, and  
those on the  
horizon.

# Because we exist

- Strategic philanthropy is in our DNA
- \$70M and growing
- Focused philanthropy
- Stewards and shepherds of philanthropic dollars

# NONPROFIT **SEARCH**


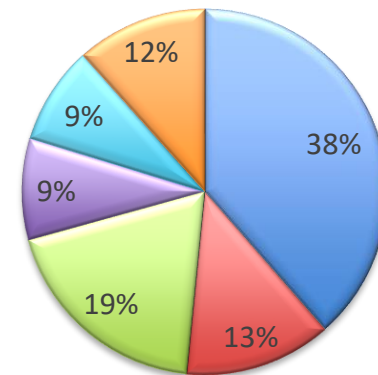
- Nonprofits complete profile
- CFF staff reviews information
- Find nonprofits and learn about them
- Information about nonprofits' management, governance, financials and programs
- Make stronger giving decisions

# ALL SECTORS

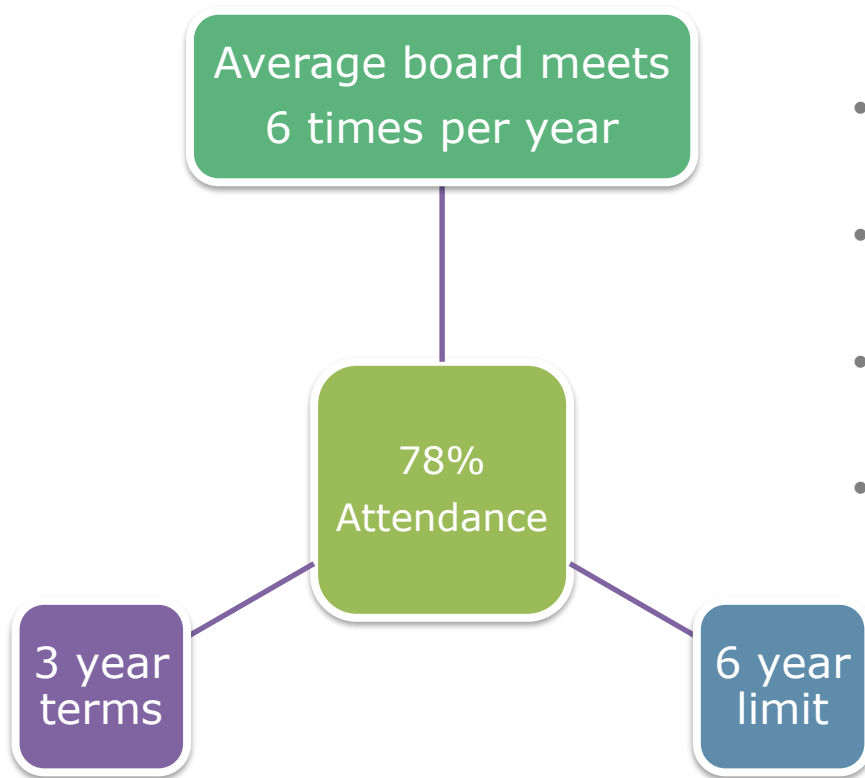
Data collected from Nonprofit Search as of December 31, 2019

- 344 *Reviewed* Profiles
- Financials from 231 nonprofits of all sizes

% of Orgs by NTEE



# GOVERNANCE



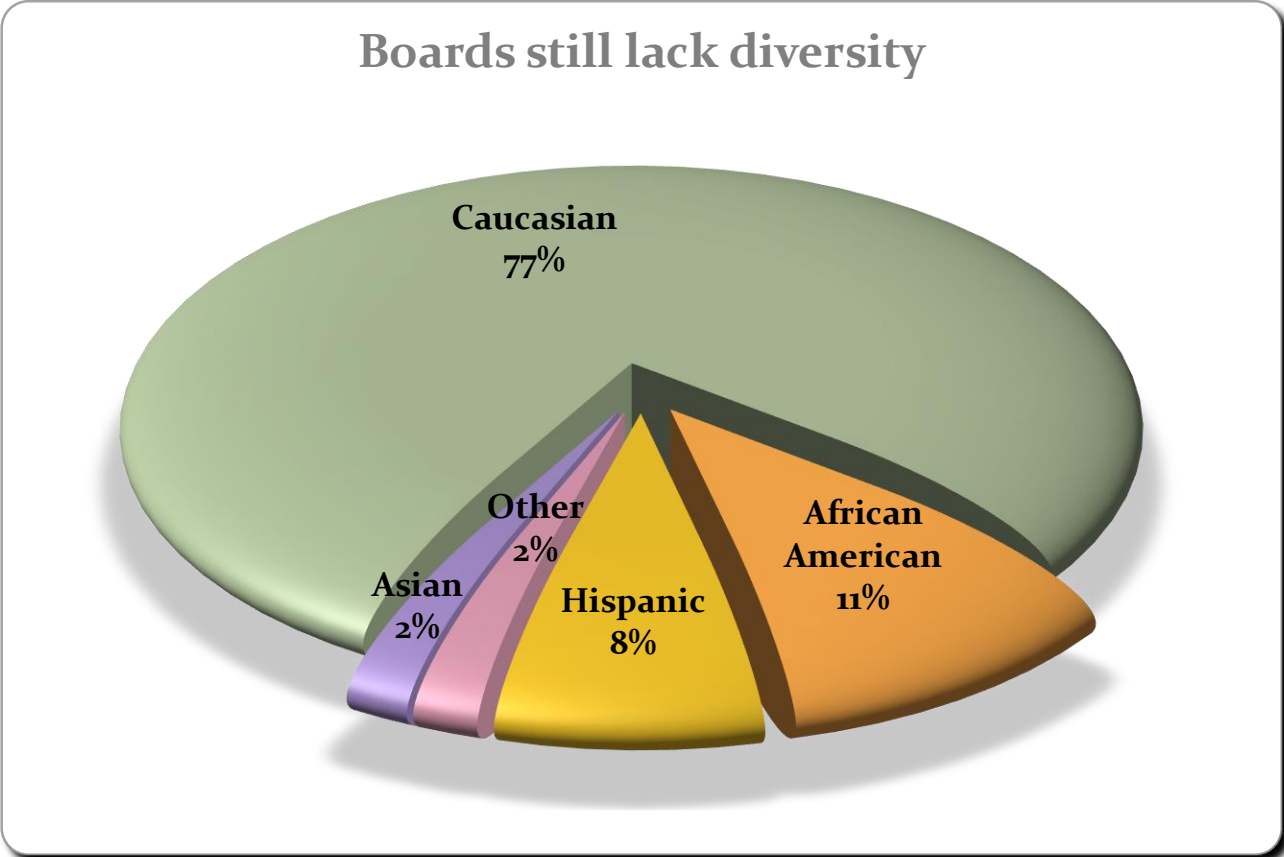
- Average board investment 83%
- Written selection criteria 50%
- Conflict of interest policy 86%
- Average number of board members 14

# BOARD DEMOGRAPHICS

 46%

 54%

Women on boards decrease by 2% over 2018. Men increased by 2%





# LEADERSHIP



\*1 – Volunteer Led – organizations with 0 paid part-time and full time staff with non-paid CEOs

\*2- Only includes an average of paid CEO's – backs out volunteer led organizations

# STAFFING



Part-time 7598



Full-time 19,085



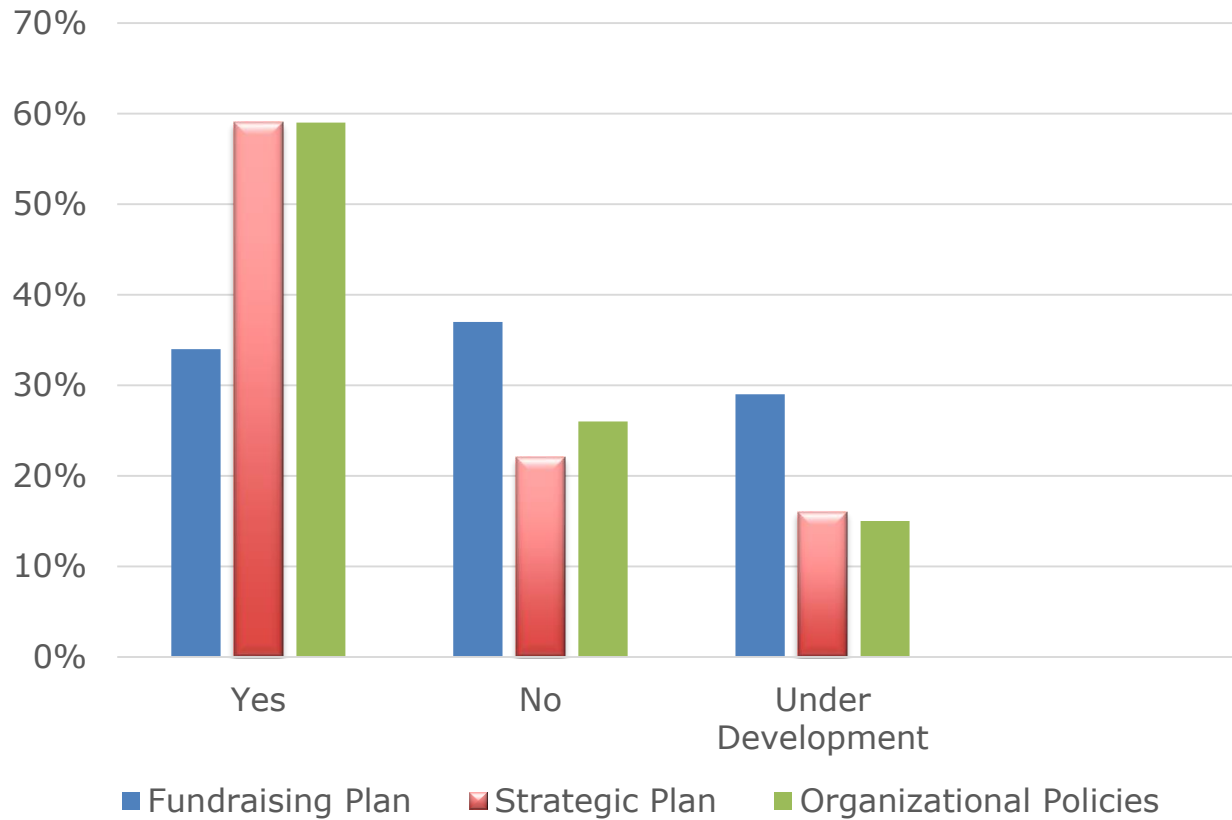
Contract 2305



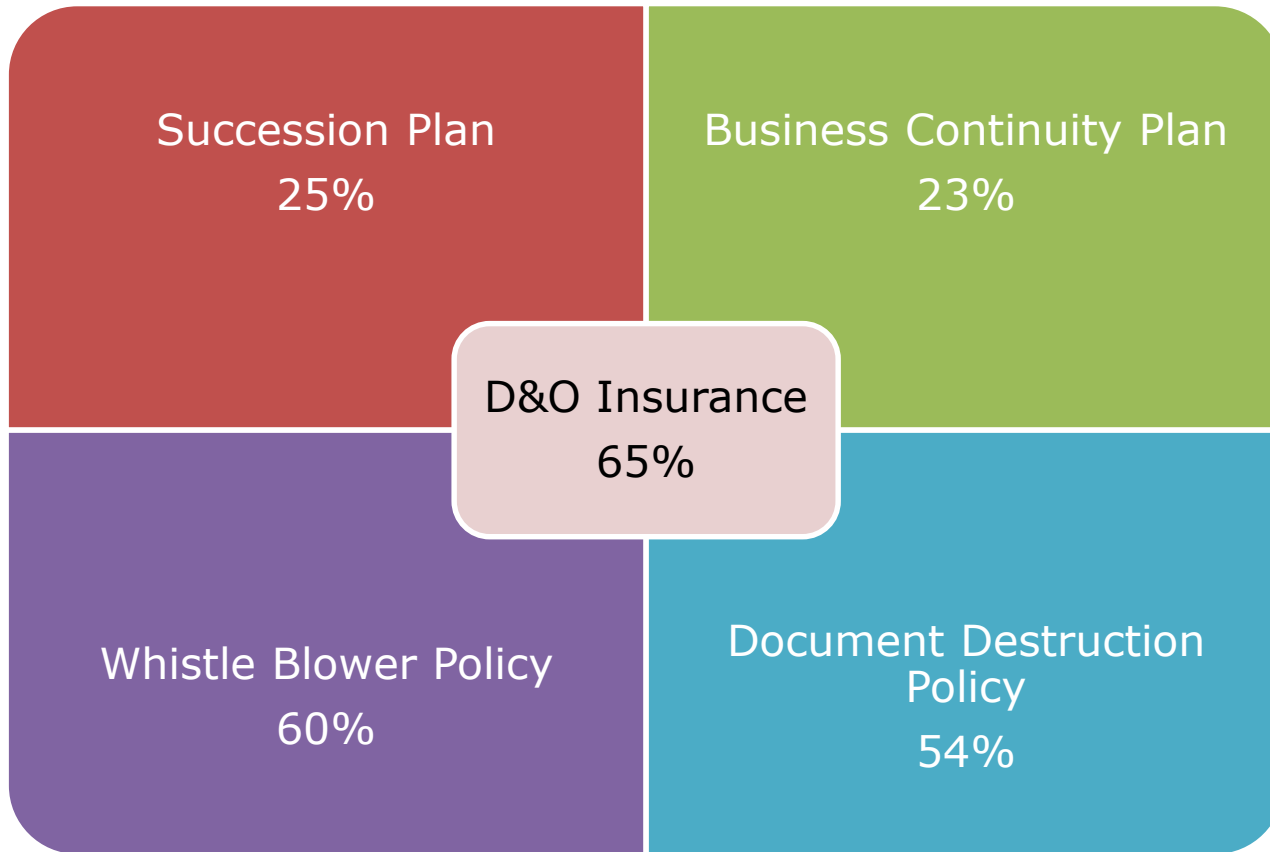
Volunteer 244,454

Staff Retention Rate is 84%

# PLANNING & POLICIES



# RISK MANAGEMENT



# ENDOWMENT

- True Endowment - as reported in audited financial statements which must be permanently restricted by a donor and cannot be invaded.
- 76 Nonprofits in this cohort report having endowments

Value = \$661,778,042

*Value includes UCF and Rollins College*

# CAPITAL CAMPAIGNS

## Whole Nonprofit Sector\*

- 14%
- Goal - \$2.0 Billion
- Raised - \$1.6 Billion



\* Sample: 66 organizations in Orange, Osceola, Lake, and Seminole counties

# REVENUE AND EXPENSES

- Total Audited Revenues 1,287,624,300 (231 nonprofits)
- Total Audited Expenses 1,220,061,073
- Total Government Funding - \$313 million \*<sub>1</sub>
- Total Funding from Individuals - \$258 million
- Total Funding from Foundations and Corporations - \$32.7 million
- Earned Revenue - \$414 million
- Special Events - \$25 million
- In-kind - \$194 million
- Average Overhead – 8% \*<sub>2</sub>
- Average Fundraising Cost – 3% \*<sub>3</sub>

\*<sub>1</sub> – Total Govt. includes local, state and federal funding

\*<sub>2</sub> - Average Overhead – sample size of 225 nonprofits

\*<sub>3</sub> – Average Fundraising Cost – sample size of 225 nonprofits

# LET'S STAY CONNECTED

Sign up for News at [cffound.org/news](http://cffound.org/news)

Follow us on social media @cffound