


# PUTTING KNOWLEDGE TO WORK

## The State of the Nonprofit Sector

Data from Nonprofit Search  
January 2019

We are Central Florida's **launchpad for high-impact philanthropy**, fueling ideas, investment, innovation and collaboration that powers **relevant, sustainable** social change.



100  
WOMEN STRONG

*Rally.*

BETTER  
**TOGETHER**  
FUND

**HOMELESS**  
IMPACT FUND

CENTRAL FLORIDA  
FOUNDATION

# Because we exist

Our community  
leans in to and  
leads the solution  
for the most  
critical challenges  
of today, and  
those on the  
horizon.

# Because we exist

- Strategic philanthropy is in our DNA
- \$70M and growing
- Focused philanthropy
- Stewards and shepherds of philanthropic dollars

# NONPROFIT **SEARCH**


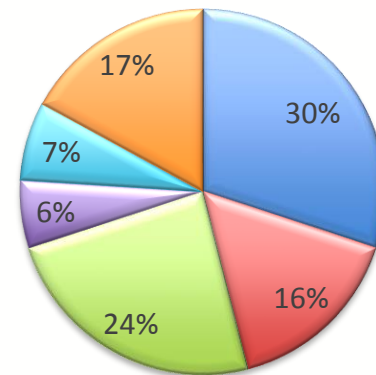
- Nonprofits complete profile
- CFF staff reviews information
- Find nonprofits and learn about them
- Information about nonprofits' management, governance, financials and programs
- Make stronger giving decisions

# ALL SECTORS

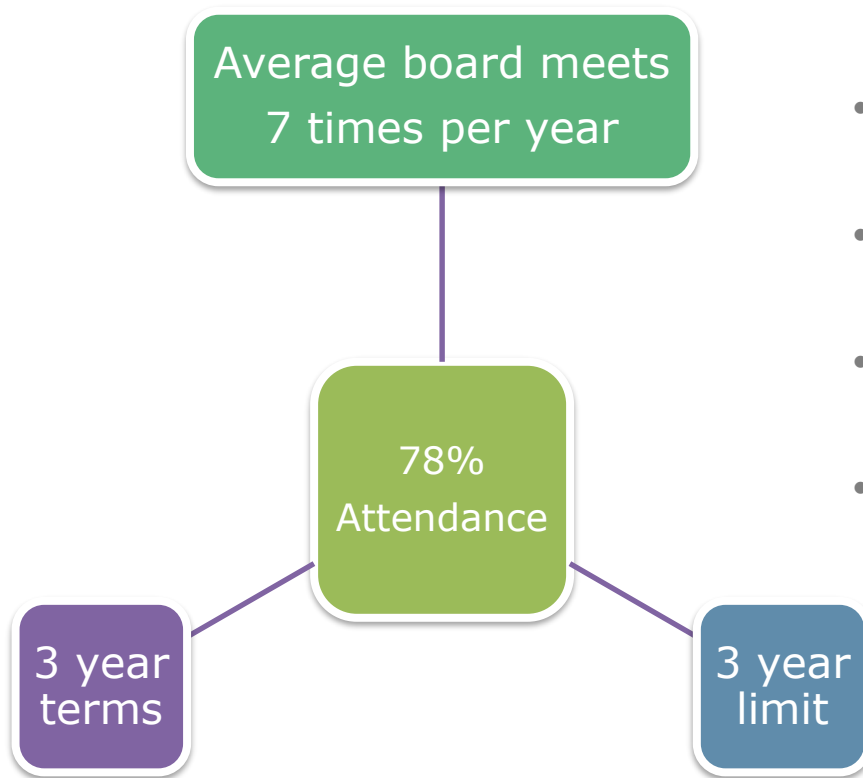
Data collected from Nonprofit Search as of December 31, 2018

- 370 *Reviewed* Profiles
- Financials from 225 nonprofits of all sizes

**% of Orgs by NTEE**



# GOVERNANCE



- Average board investment 81%
- Written selection criteria 47%
- Conflict of interest policy 82%
- Average number of board members 14

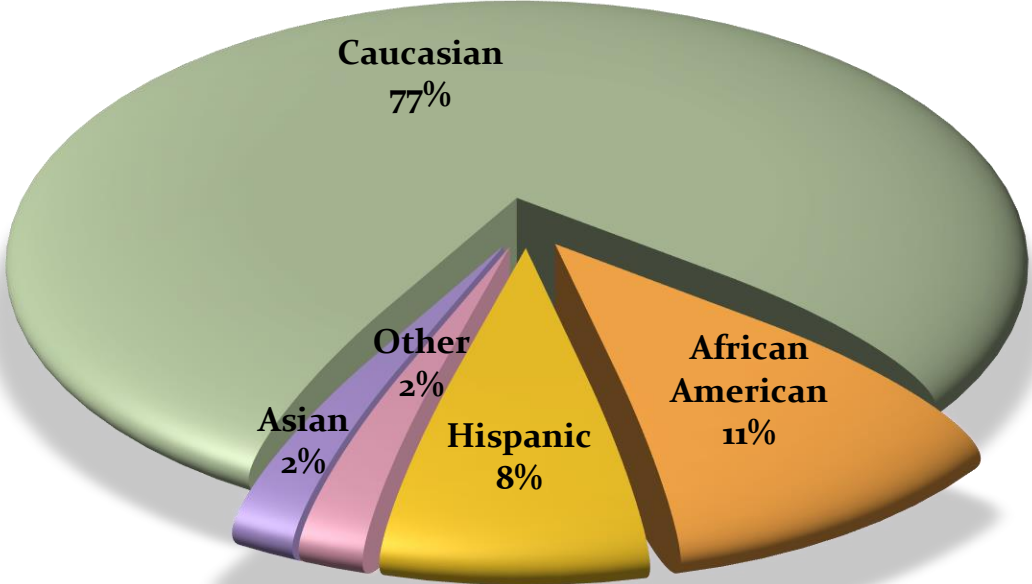
# BOARD DEMOGRAPHICS

 48%

 52%

Women on boards increased by 1% over 2017. Men decreased by 1%

Boards still lack diversity





# LEADERSHIP



\*1 – Volunteer Led – organizations with 0 paid part-time and full time staff with non-paid CEOs

\*2- Only includes an average of paid CEO's – backs out volunteer led organizations

# STAFFING



Part-time 7,431



Full-time 19,085



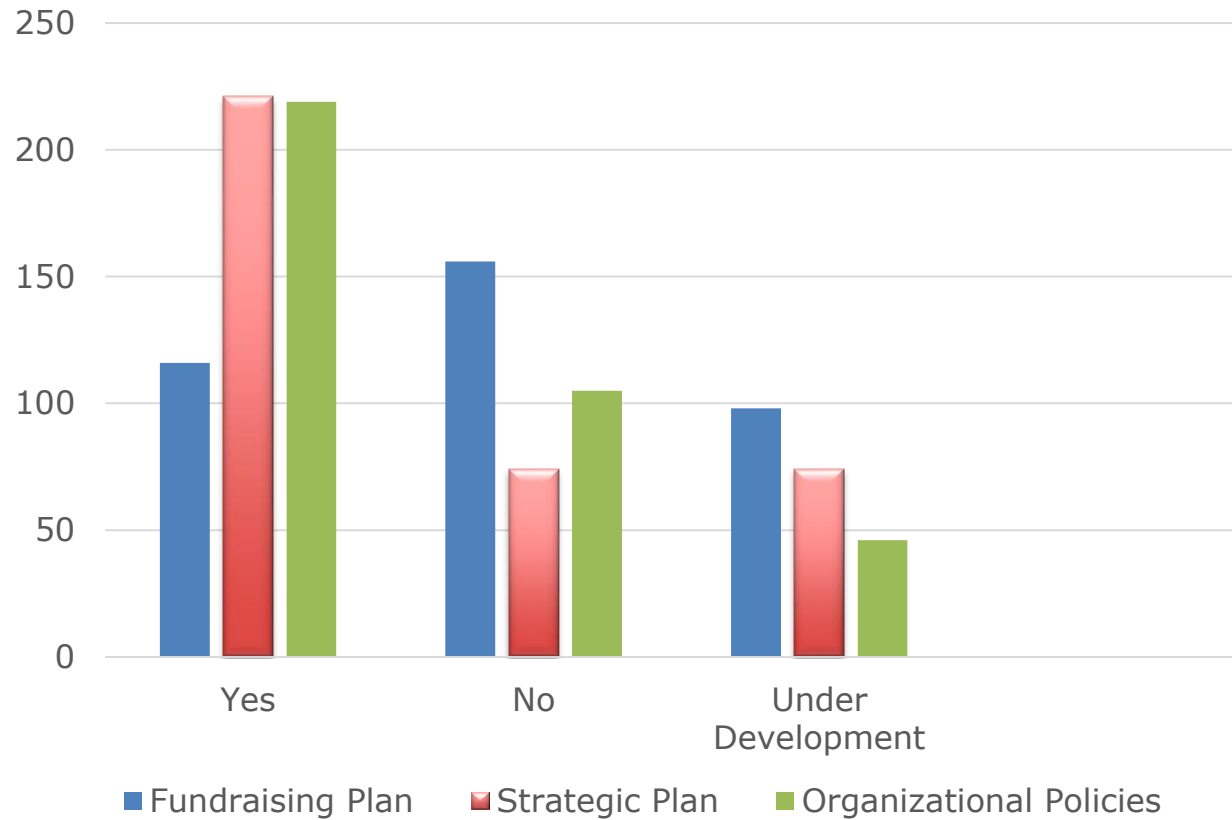
Contract 2,619



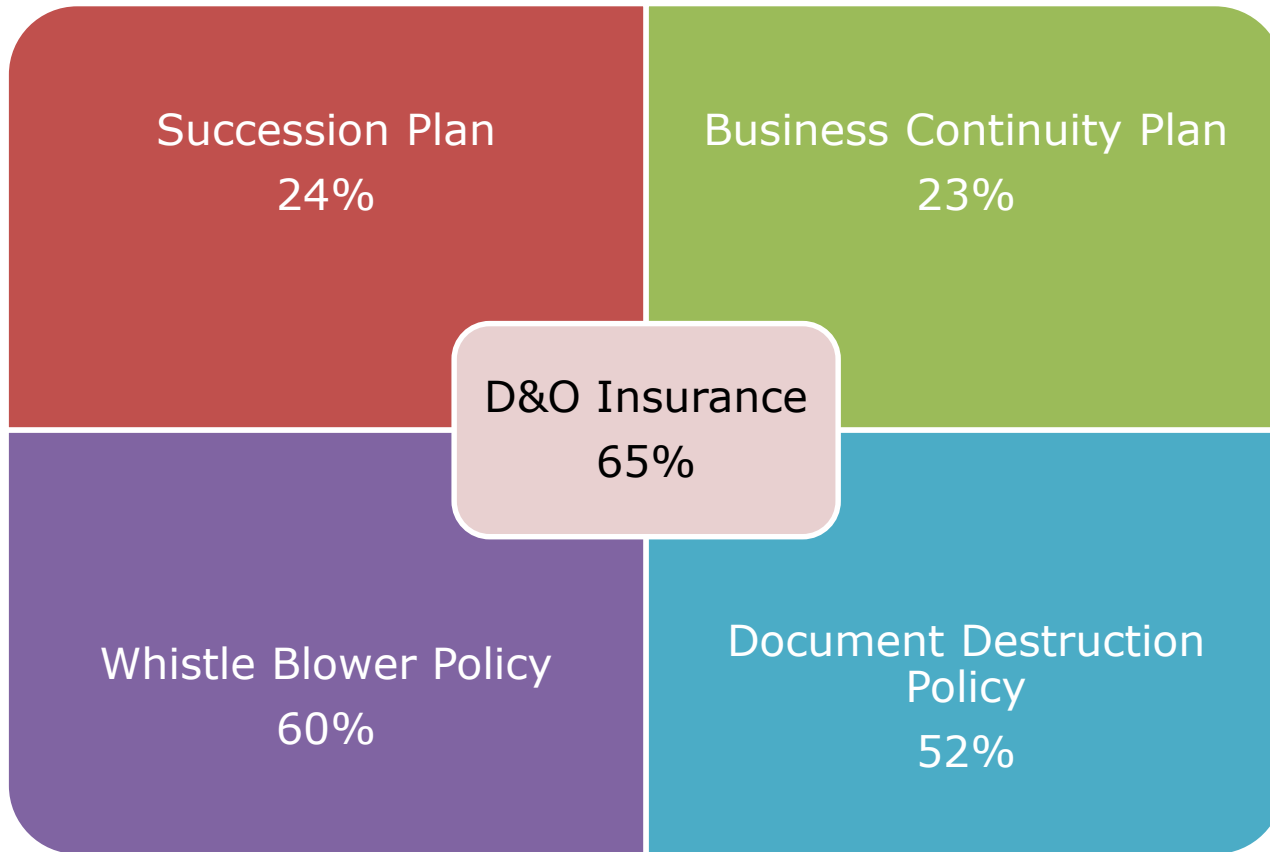
Volunteer 244,454

Staff Retention Rate is 67%

# PLANNING & POLICIES



# RISK MANAGEMENT



# ENDOWMENT

- True Endowment - as reported in audited financial statements which must be permanently restricted by a donor and cannot be invaded.
- 85 Nonprofits report having endowments

Value = \$5,880,791,772

# CAPITAL CAMPAIGNS

## Whole Nonprofit Sector\*

- 19%
- Goal - \$2.7 Billion
- Raised - \$1.9 Billion



\* Sample: 66 organizations in Orange, Osceola, Lake, and Seminole counties

# REVENUE AND EXPENSES

- Total Audited Revenues 1,040,612,331 (210 nonprofits)
- Total Audited Expenses 956,331,673
- Total Government Funding - \$310 million \*<sub>1</sub>
- Total Funding from Individuals - \$218 million
- Total Funding from Foundations and Corporations - \$16.3 million
- Earned Revenue - \$394 million
- Special Events - \$19 million
- In-kind - \$36 million
- Average Overhead – 10% \*<sub>2</sub>
- Average Fundraising Cost – 4% \*<sub>3</sub>

\*1 – Total Govt. includes local, state and federal funding

\*2 - Average Overhead – sample size of 209 nonprofits

\*3 – Average Fundraising Cost – sample size of 209 nonprofits

# LET'S STAY CONNECTED

Sign up for newsletters, follow us on social media

Sign up for News at [cffound.org/news](http://cffound.org/news)

Follow us on social media @cffound