

PUTTING KNOWLEDGE TO WORK

The State of the Nonprofit Sector

Data from Nonprofit Search
January 2018

**CENTRAL FLORIDA
FOUNDATION**

The place for people
who want to invest in
their community.
cffound.org



**CENTRAL FLORIDA
FOUNDATION**

LOCAL

Create Social Change

- Impact Funds
- Social Enterprise
- Giving Circles
- Scholarships
- Regional Affiliates

TRUSTED RESOURCE

Invest Personally

Since 1994 | Philanthropic home for more than 400 charitable funds to connect caring people, businesses, governments and organizations

PHILANTHROPY

What we do – Connect philanthropy and strategy to address community issues

- Charitable Funds
- Grant-making
- Planned Giving
- Be a part of something bigger

NONPROFIT SEARCH

The place for discovering Central Florida nonprofits
cffound.org and click on Nonprofit Search

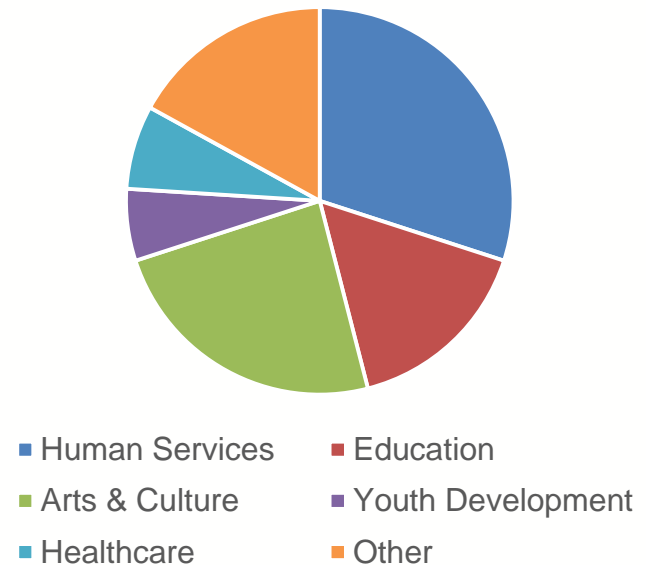
- Nonprofits complete profile
- CFF staff reviews information
- Information about nonprofits' management, governance, financials and programs
- **Make stronger giving decisions**

ALL SECTORS

Data collected from Nonprofit Search as of December 31, 2017

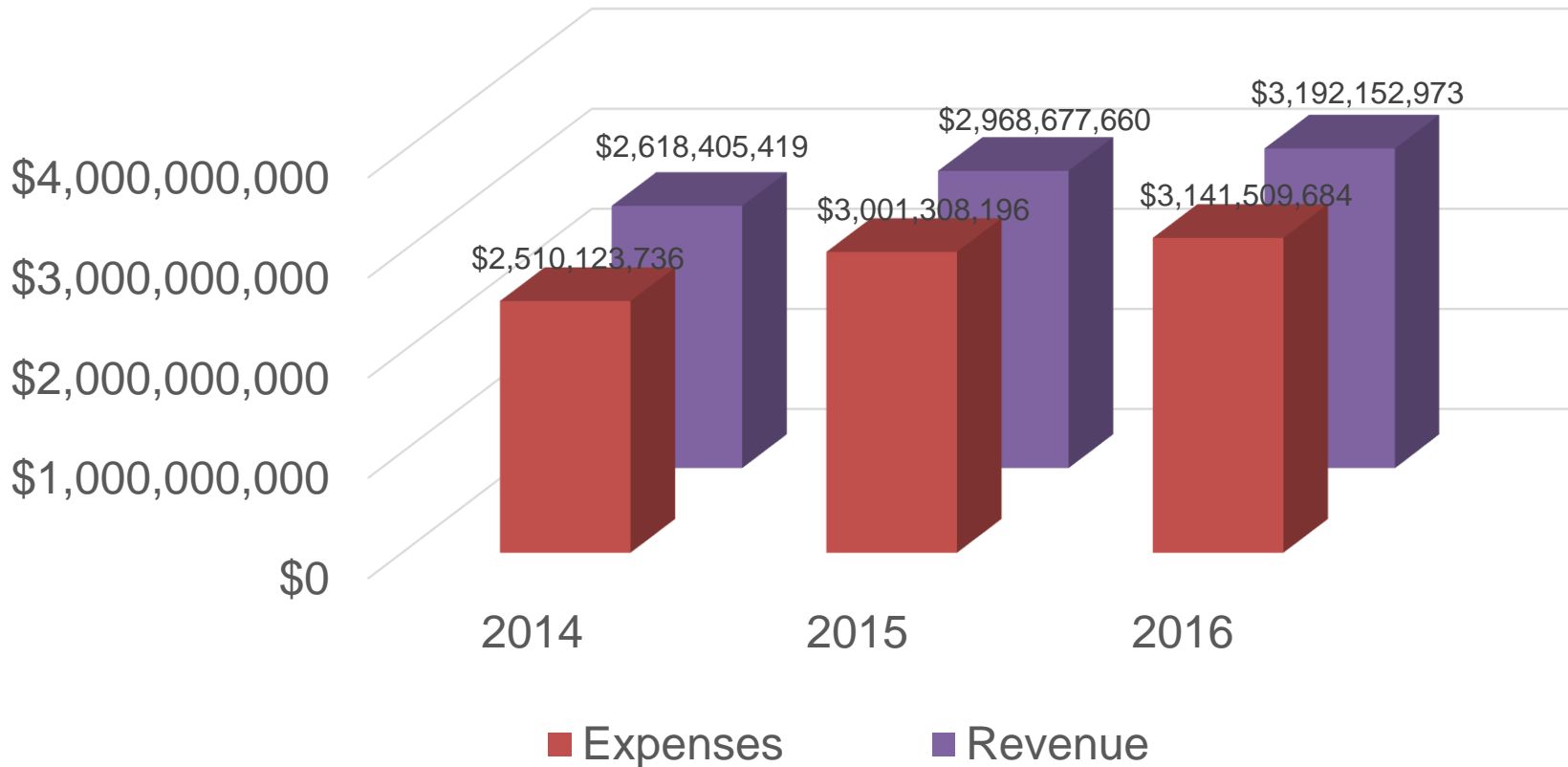
- 353 *Reviewed* Profiles
- Financials from 202 nonprofits of all sizes

% of Orgs by NTEE



ALL SECTORS

Revenue and expenses



DEFINITIONS

Capacity is infrastructure, tools, and resources necessary to do the job identified in the mission and/or strategic plan.

Sustainability is meeting the needs of the present without compromising the ability of future generations to meet their own needs. United Nations Definition

Source: BlueAvocado.org

GOVERNANCE

- Average number of yearly meetings 7
- Board meeting attendance 77%
- Average board investment 79%
- Average board term limits 3
- Written selection criteria 51%
- Conflict of interest 83%
- Average number of board members 16
- Male 53% Female 47%
- Most boards lack diversity with 78% Caucasian

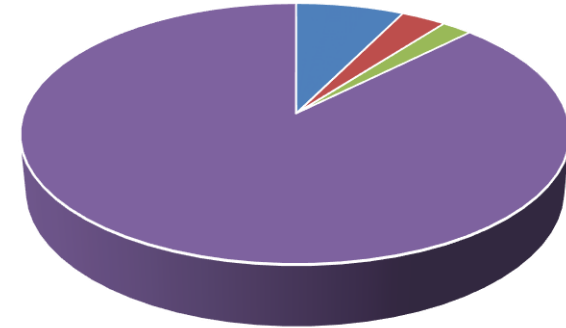
LEADERSHIP

*1 – Volunteer Led – organizations with 0 paid part-time and full time staff with non-paid CEOs

*2- Only includes an average of paid CEO's – backs out volunteer led organizations

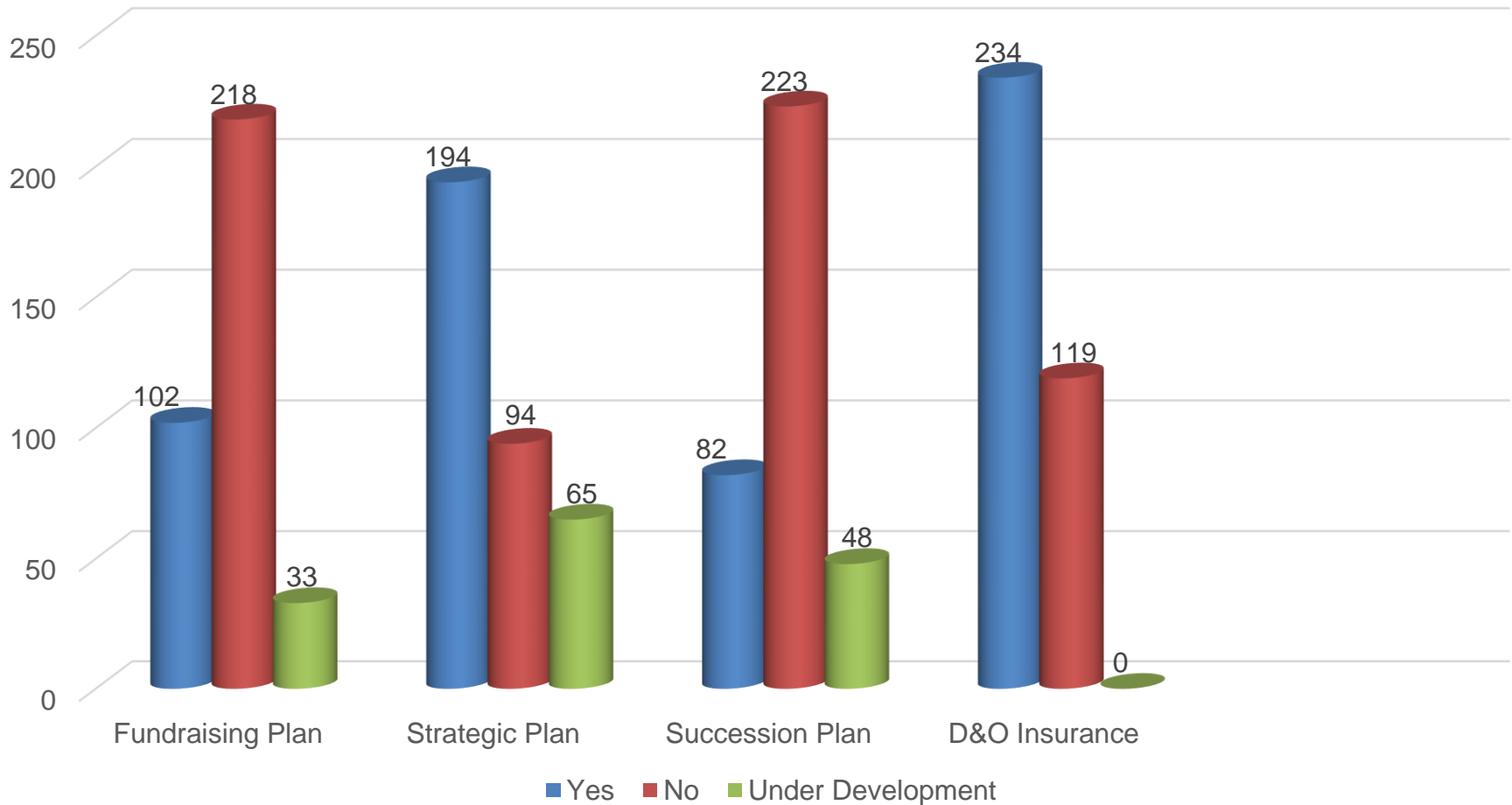
STAFFING

- Full Time 17,568
- Part Time 7,356
- Contract Employees 5,022
- Volunteers 217,859
- Staff Retention 86%



■ FT ■ PT ■ Contract ■ Volunteer

OPERATIONAL POLICIES



ENDOWMENT

- True Endowment - as reported in audited financial statements which must be permanently restricted by a donor and cannot be invaded.
- 97 Nonprofits report having endowments

Value = \$1,018,896,194

CAPITAL CAMPAIGNS

Whole Nonprofit Sector*

- 9%
- Goal - \$2.4 Billion
- Raised - \$1.79 Billion

* Sample: 38 organizations in Orange, Osceola, Lake, and Seminole counties

REVENUE AND EXPENSES

- Total Government Funding - \$534 million *₁
- Total Funding from Individuals - \$420 million
- Total Funding from Foundations and Corporations - \$18.8 million
- Earned Revenue - \$259 million
- Special Events - \$14 million
- In-kind - \$967 million
- Average Overhead – 5.2% *₂
- Average Fundraising Cost – 3% *₃

*1 – Total Govt. includes local, state and federal funding

*2 - Average Overhead – sample size of 202 nonprofits

*3 – Average Fundraising Cost – sample size of 202 nonprofits

LET'S STAY CONNECTED

Sign up for newsletters, follow us on social media

1. Sign up for News at cffound.org/news
2. Like us on [Facebook.com/cffound](https://www.facebook.com/cffound)
3. Connect on LinkedIn
4. Follow us on Twitter @[cffound](https://twitter.com/cffound)