

Homelessness

"Homelessness should be rare, brief, and one-time"

Donna Wyche – Manager
Mental Health and Homeless Issues
Community and Family Services



Presentation Overview

- Homelessness
- Addressing Homelessness
- System Funding/System Partners
- Orange County Service Array
- Service Access
- “Housing the First 100” Pilot
- Funding Request



Presentation Overview

- **Homelessness**
- Addressing Homelessness
- System Partners/System Partners
- Orange County Service Array
- Service Access
- “Housing the First 100” Pilot
- Funding Request



Homelessness



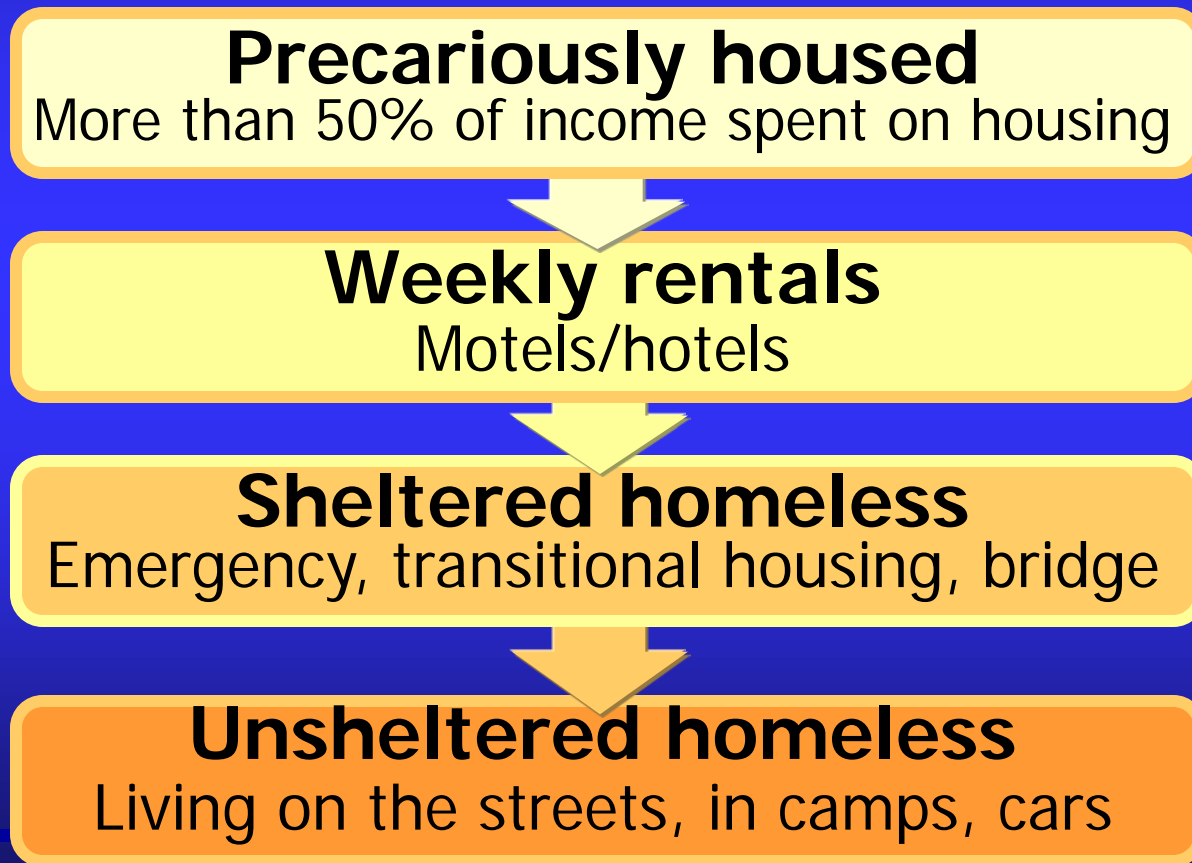
What is homelessness?

- An unaccompanied person with a disabling condition who has been homeless for a year or more, or has had at least 4 episodes of homelessness in the last 3 years (chronic)
- Individuals and families who lack a fixed, regular, and adequate nighttime residence
- Individuals and families who will imminently lose their primary nighttime residence
- Unaccompanied youth and families with children
- Individuals and families who are fleeing, or are attempting to flee, domestic violence, dating violence, sexual assault, stalking, or other dangerous or life-threatening circumstances



Homelessness

Stages of Homelessness





Homelessness

Homelessness in Florida

Florida ranks 3rd highest in number of homeless individuals

California - 134,278

New York - 89,503

Florida - 32,190 (point-in-time data 2017)

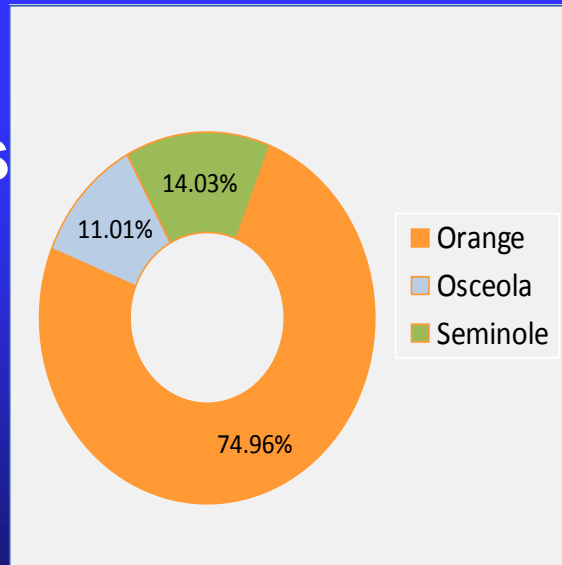



Source: National Alliance to End Homelessness



Homelessness

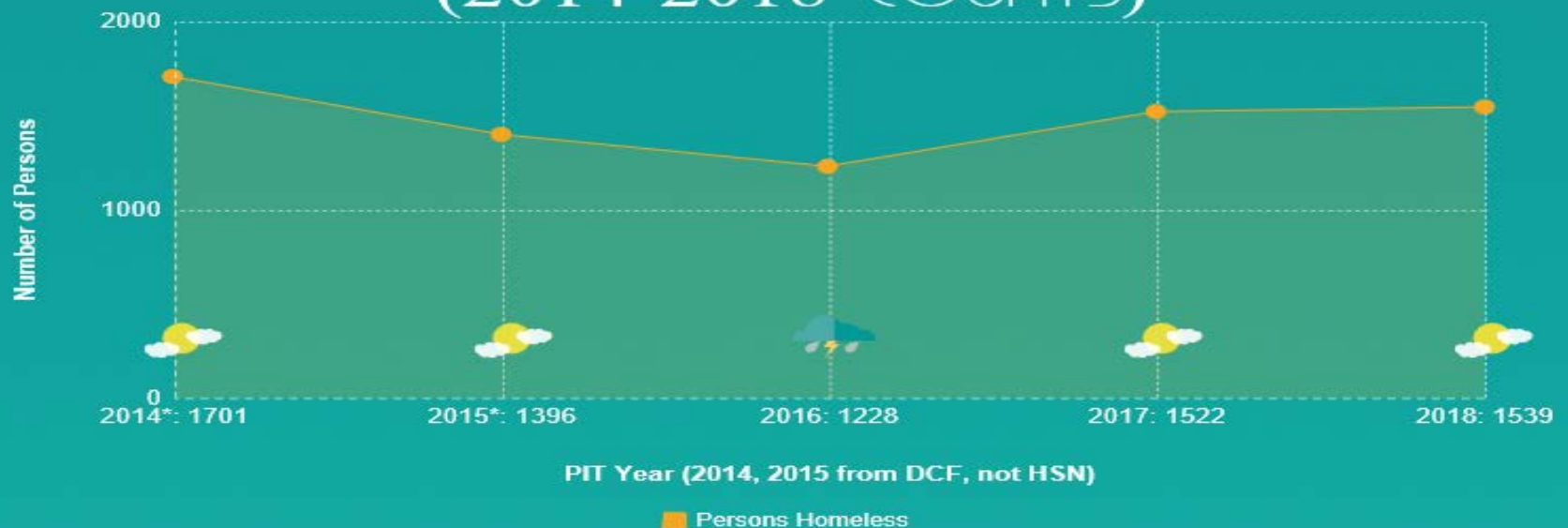
- The 2018 PIT Count recorded a population of 2,053 individuals across the three counties combined
- Orange County = 1,539 Individuals
- Osceola County = 226 Individuals
- Seminole County = 288 Individuals





Homelessness

THE BIG PICTURE: YEAR BY YEAR (2014-2018 COUNTS)



Some factors may skew the number of individuals reported in the Point in Time Count. A primary factor is weather on the night of the count. When there is substantial rain, as there was in 2016, there is a chance that street count (unsheltered persons) numbers are artificially lowered. Beyond weather, changes from one year to another and multi-year trends are shaped by both community efforts and changes in the local economy and housing costs.



Homelessness

Orange County Public Schools

Under the McKinney-Vento Act, certain living situations are considered to be homeless:

- In a shelter, motel, vehicle or campground
- On the street
- In an abandoned building, inadequate trailer, or similar accommodations
- Doubled up with friends or relatives

Homeless students can also be those who are:

- Abandoned in a hospital
- “Couch-surfing”
- Homeless unaccompanied youth

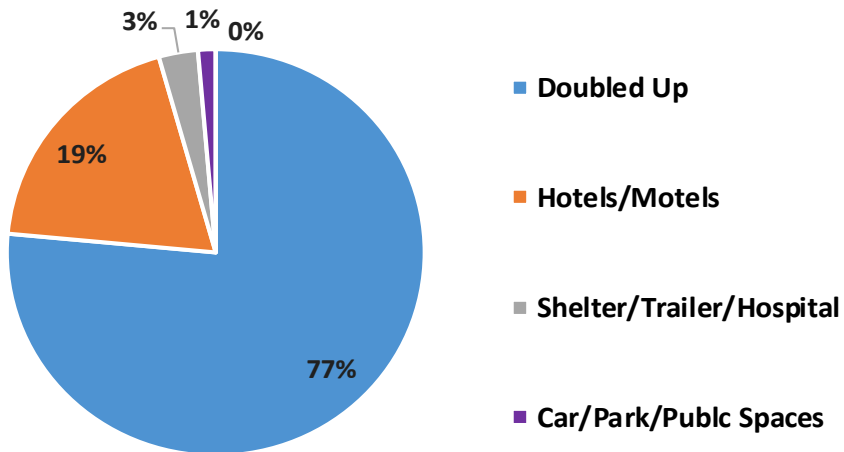


Homelessness

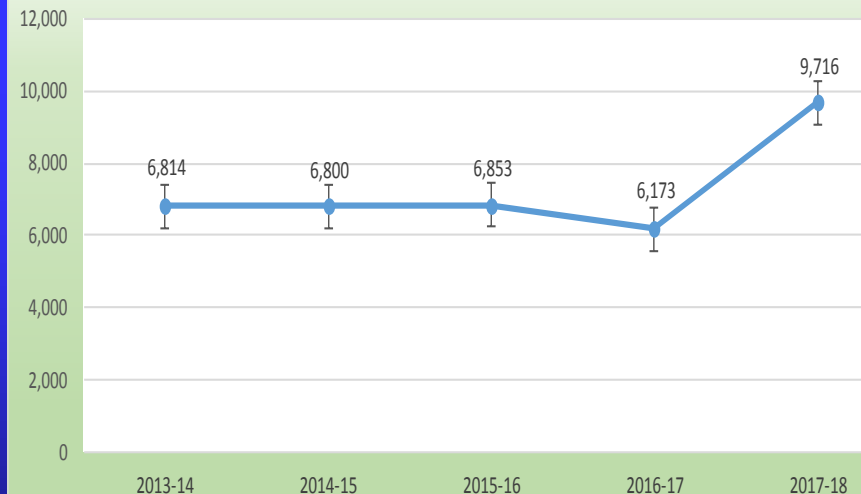


Number of Homeless Children Attending Orange County Public Schools

Homeless Living Situations 2017-2018



Homeless Trend Data





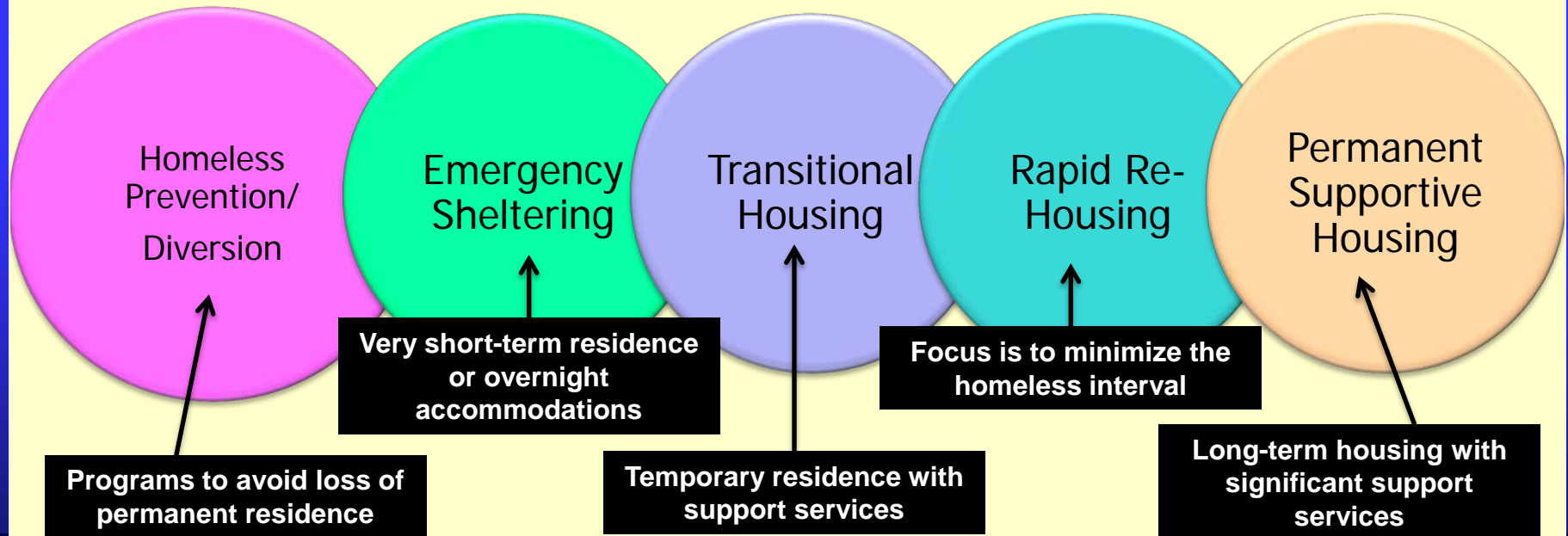
Presentation Overview

- Homelessness
- Addressing Homelessness
- System Partners/System Partners
- Orange County Service Array
- Service Access
- “Housing the First 100” Pilot
- Funding Request



Addressing Homelessness

Methods to Address the Issue





Addressing Homelessness

Orange County Priorities

Orange County
Families

Chronically
Homeless

Homeless
Prevention/
Diversion

Transitional
Housing
(TH)

Rapid Re-
Housing
(RRH)

Permanent
Supportive
Housing
(PSH)

- Diversion Pilot - Coalition (2018)

- CRC Phase II - ANCHOR (25 units) (2008)
- Bridge Housing (9 apts.) - Coalition (2018)

- RRH - Homeless Services Network (HSN) (2016)

- Project Restore (40 units) - Maxwell Terrace (2015)
- PSH supportive services - Homeless Services Network (2017)



Addressing Homelessness

Best Practice Methods Utilized

Typical "Housing Readiness"




Housing First



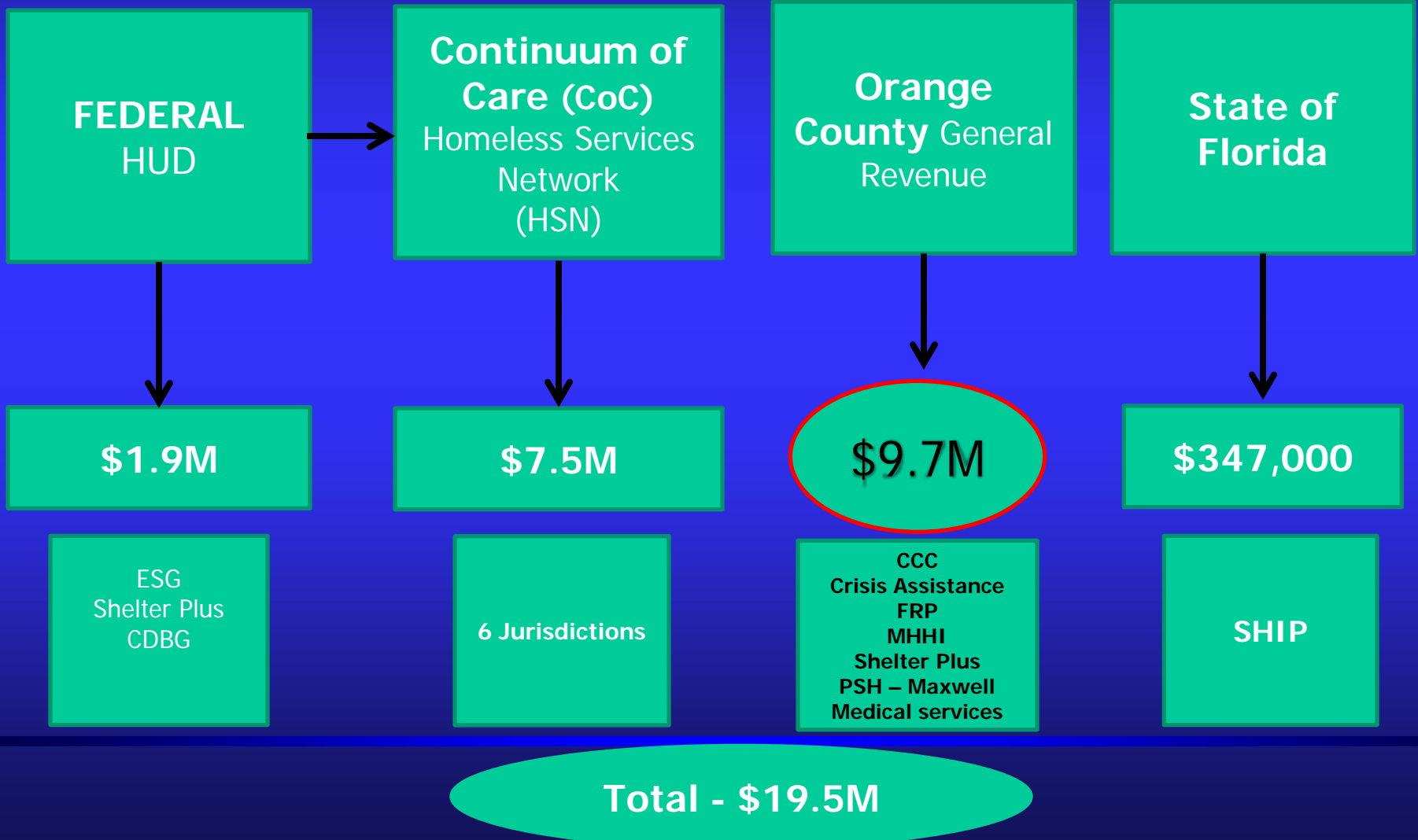


Presentation Overview

- Homelessness
- Addressing Homelessness
- **System Funding/System Partners**
- Orange County Service Array
- Service Access
- “Housing the First 100” Pilot
- Funding Request



System Funding/System Partners (FY 18-19)





System Funding/System Partners

- **Homeless Services Network (HSN)**
- **Central Florida Continuum of Care (CoC)**
- **Central Florida Commission on Homelessness (CFCH)**



System Funding/System Partners

Homeless Services Network (HSN)

- **Lead agency for the HUD Continuum of Care FL-507 for the area including Osceola, Seminole and Orange Counties, including the Cities of Orlando, Kissimmee, and Sanford**
- **Funds programs that provide permanent housing, rapid rehousing and supportive services for the homeless in our continuum/region**
- **Manage homeless management information system (HMIS)**
- **Establish, develop, and support best practices and policies for homeless-related programs**



System Funding/System Partners

Central Florida Continuum of Care (CoC)

- **The CoC is a collaborative of homeless stakeholders from across Orange, Osceola and Seminole Counties**
- **Engagement, communications, and messaging with stakeholders**
- **Coordinate providers of homeless services (shelters, outreach)**
- **Coordinate providers of services that intersect with homelessness (behavioral health, poverty reduction)**
- **Operational coordination of jurisdictions around collaboration and investment**



System Funding/System Partners

Central Florida Commission on Homelessness (CFCH)

- **Support the work of stakeholders within the System of Care**
- **Community engagement**
- **Legislative advocacy at the local, state and federal levels regarding homelessness and funding**
- **Leadership and community resource development through board structure**
- **Strategic coordination for collaboration and investment**



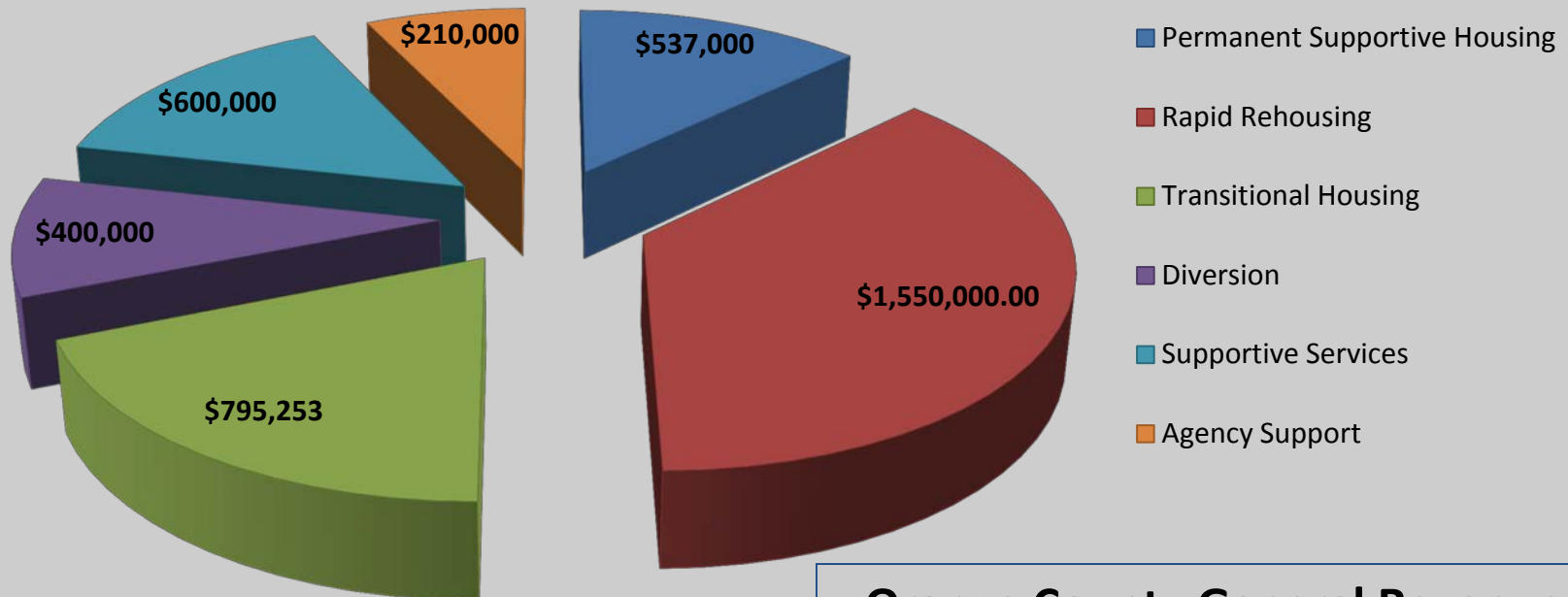
Presentation Overview

- Homelessness
- Addressing Homelessness
- System Partners/System Partners
- **Orange County Service Array**
- Service Access
- “Housing the First 100” Pilot
- Funding Request



Orange County Service Array

Mental Health and Homeless Issues Division



Orange County General Revenue -
\$4,092,253



Orange County Service Array

Diversion Services (Coalition for the Homeless)

- **Screen individuals and families presenting for shelter; mediation to divert from shelter**
- **Builds capacity in shelter for the most vulnerable**



Orange County Service Array

Drop-In Day Services

- Services initiated in 2013
- Services are provided by faith-based volunteers, with community coordinated referrals from and to local providers
- Served 3,053 unduplicated homeless individuals with 143,419 services
- Services includes entitlement services, mental health, legal assistance, clothing, showers, laundry facilities, and medical services
- Shepherd's Hope has provided medical services to over 3,000 patients at the site, mainly serving the east-side uninsured population





Orange County Service Array

Transitional Housing (CRC Phase II)

ANCHOR - \$720K started in 2008 – 25 bed residential program with on site substance abuse and mental health services

- **Located at Maxwell Terrace**
- **947 served since inception**
- **51% transition to permanent housing**



Orange County Service Array

Rapid Re-Housing

- **\$1.5M contract initiated in Nov 2015**
- **For families with minor children or unaccompanied youth (18-24) who have been literally homeless at least one night**
- **Short term rental assistance and supportive services/ progressive engagement**
- **Evidence based intervention on the path to permanent housing.**
 - **Family focused**



Orange County Service Array

Bridge Housing

- **Bridge Housing services provided at the Coalition for the Homeless**
- **9 on site apartments for families that have been approved for Rapid Re-housing in Orange County**
- **Moves families from shelter to bridge housing allowing increased capacity at shelter**



Orange County Service Array

Permanent Supportive Housing (PSH)

- **Maxwell Terrace – \$522K started in 2015, 40 PSH units with on site supportive services.**
- **PSH Supportive Services - \$500K started in 2017**
- **For individuals and families who have a disabling condition AND have been literally homeless**
- **Long term (permanent) rental assistance and supportive services**



Presentation Overview

- Homelessness
- Addressing Homelessness
- System Partners/System Partners
- Orange County Service Array
- **Service Access**
- “Housing the First 100” Pilot
- Funding Request



Service Access

Perfect Storm

- **Low wages**
 - \$8.25 minimum wage in Florida.
 - **230,344 (1 out of 3):** number of households considered to be cost-burdened in the Orlando, Sanford, Kissimmee Metropolitan Area.
- **Poverty Rate**
 - 16% (Central Florida's Roadmap Home: Strategic Actions to Impact Homelessness, 2018)
- **Lack of affordable/low income housing**
 - 18 units per 100 available are low income
 - Orlando-Kissimmee-Sanford MSA Fair Market Two Bedroom Rent \$1,096
 - Annual Income needed to afford a one-bedroom apartment FMR \$17.28 hourly, to afford a 2-bedroom FMR \$21.08 hourly (National Low Income Housing Coalition- Out of Reach 2018 Report)



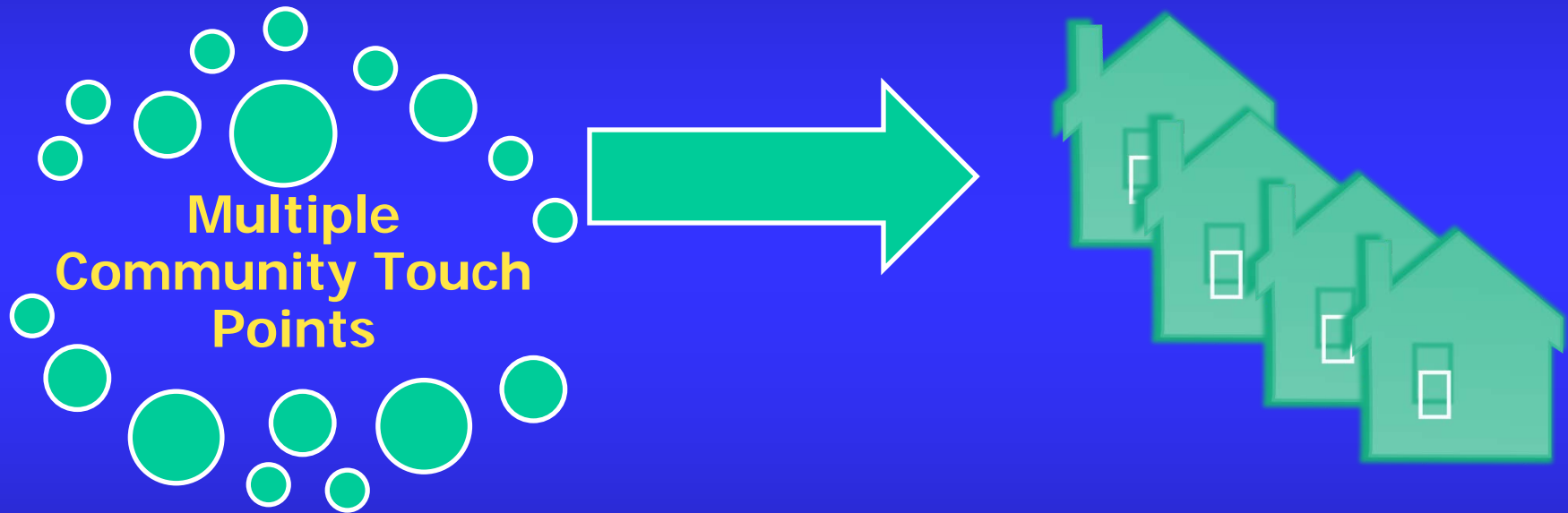
Service Access

- Coordinated Entry System (CES)
 - System-driven approach that coordinates housing program services for clients experiencing homelessness
 - Client-centered process that streamlines access to supportive services for clients in need
 - Ensures the most vulnerable homeless people in our community are served



Service Access

Coordinated Entry System



ASSESS



NAVIGATE



Connect to
**HOUSING &
SUPPORTS**



Service Access

- Clients can be assessed for services by:
 - Calling 2-1-1
 - Going to a Coordinated Entry HUB Site
 - Going to Coalition for the Homeless Intake Unit
- Clients should be referred for assessment if they are sleeping:
 - On the street
 - In an emergency shelter
 - In a hotel paid for by an agency
 - In any other “place not meant for human habitation”
 - Fleeing domestic violence



Presentation Overview

- Homelessness
- Addressing Homelessness
- System Partners/System Partners
- Orange County Service Array
- Service Access
- **“Housing the First 100” Pilot**
- Funding Request



"Housing the First 100" Pilot

In 2014, Florida Hospital funded \$6M for 3 years, this funding provided supportive services to the highest utilizers (chronically homeless) of emergency departments and infrastructure to build the system.

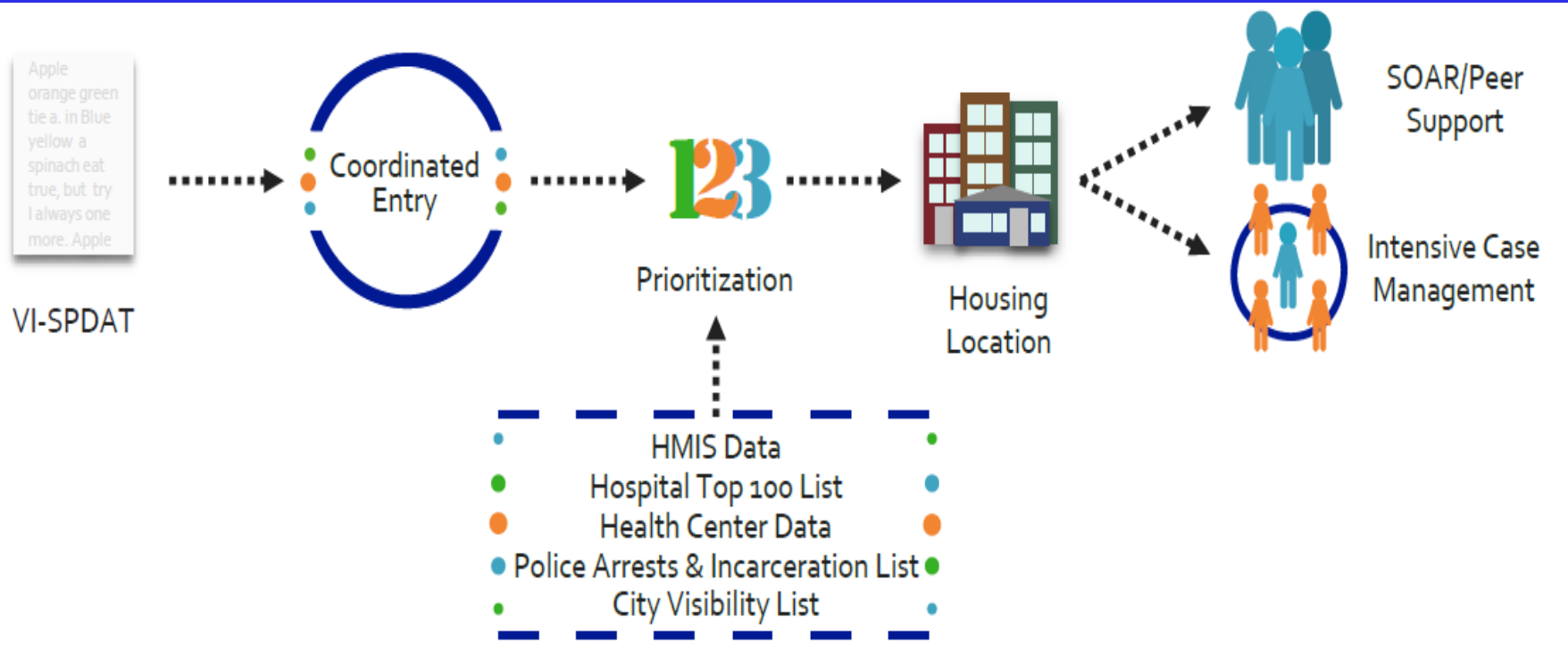
- Housing based on vulnerability
- 80% of the homeless in this pilot originated in Orange County
- 60% decrease in emergency department utilization
- 93% remain housed
- Reduction in criminal justice involvement





"Housing the First 100" Pilot

How the system works:





"Housing the First 100" Pilot

- **Sources of housing vouchers include:**
 - HUD CoC – 203
 - City of Orlando – 45
 - Orlando CRA – 50
 - Orlando Housing Authority – 150
- **Currently 76 unassigned vouchers**
- **Requested funding from jurisdictions for sustained supportive services and infrastructure**
- **\$1.8M requested from Orange County Government**
- **Advent Health has dedicated \$100K with possible match of up to \$400K**





Presentation Overview

- Homelessness
- Addressing Homelessness
- System Partners/System Partners
- Orange County Service Array
- Service Access
- “Housing the First 100” Pilot
- **Funding Request**




Funding Request

- Request of \$1.8M will sustain supportive services:

- Case management
- Peer support
- Nursing
- Transportation
- Rental assistance (agency)
- Utility payments
- Housing locators
- Flex funding



Will sustain services and supports for the Orange County chronically homeless individuals currently in and awaiting housing.



Orange County Mental Health and Homeless Issues

Donna Wyche – Manager
Mental Health and Homeless Issues
Community and Family Services